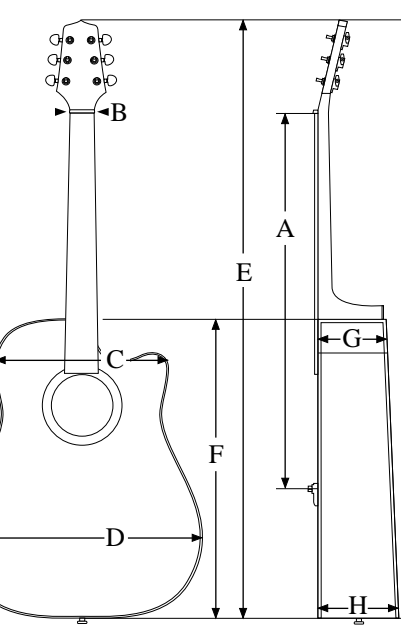
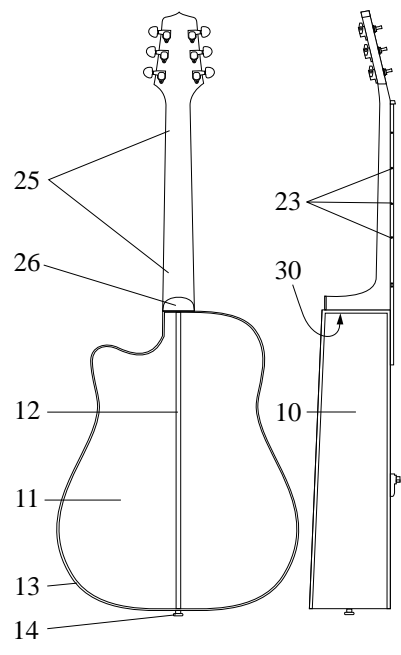
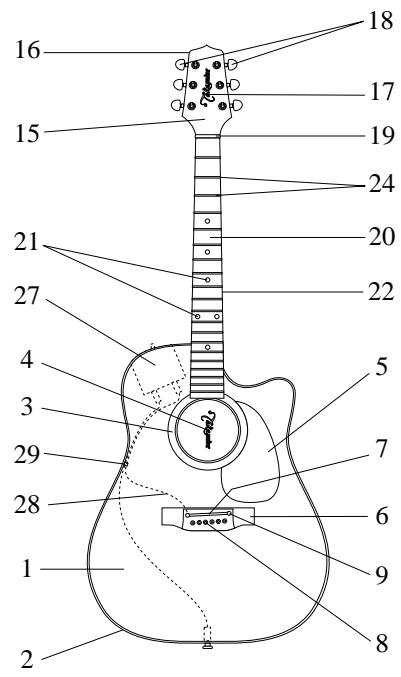


Specifications

Model #EF-350SMCSB



COMPONENT	DESCRIPTION
Body style	Dreadnought Cutaway
1. Top	Solid Spruce
Top Bracing	DC-1
2. Top Binding	White & Black, CAB
3. Rosette	Concentric White Rings
4. Soundhole Label/Stamp	Mountain Label
5. Pickguard	Black
6. Bridge	Rosewood
7. Saddle	Bone - Single Piece
8. Bridge Pin	White w/ Black Dot
9. Bridge Inlay	White Acrylic
Bridge Bolts	N/A
10. Sides	Figured Maple
11. Back	Figured Maple
12. Centerline Inlay	Wood purfling
13. Back Binding	White
14. Strap Pin	End Pin Jack, Chrome
15. Peghead Face	Black
16. Peghead Binding	N/A
17. Peghead Logo	Silver
18. Machine Heads	Chrome
19. Nut	Bone
20. Fingerboard	Rosewood
21. Fingerboard Inlay	Pearl Dots
22. Fingerboard Binding	N/A
23. Fingerboard Side Markers	White Acrylic (#3, 5, 7, 9, 12, 15, 17)
24. Frets	Nickel
25. Neck	Maple
Truss Rod	Soundhole Access
Neck Joint	14 Fret Dovetail
26. Heel Cap	Black
27. Preamp Assembly	CT4B preamp
28. Pickup Assembly	Palathetic Pickup
29. Cord Hook	CH1
30. Serial Number	Takamine paper sticker on heel block
Strings	D'Addario EXP Light Gauge
Finish	3 Tone Sunburst, Gloss Polyurethane
DIMENSIONS	(inches rounded off from metric measurements)
A. Scale Length	644 mm 25-3/8" inches
B. Nut Width	42.5 mm 1-11/16"
C. Upper Bout Width	30 cm 11-1/8"
D. Lower Bout Width	40 cm 15-3/4"
E. Total Guitar Length	104 cm 40-15/16"
F. Total Body Length	51 cm 20-1/16"
G. Upper Bout Depth	10 cm 4"
H. Lower Bout Depth	12.5 cm 4-15/16"



BODY

NECK

MISC